

PANAMA CANAL AUTHORITY	VARIATION	PAGE 1 OF 3
1. REQUEST FOR PROPOSAL No.: RFP-76161	2. CONTRACT No.: CMC-221427	3. DATE: January 5, 2016
		4. VARIATION No.: 158

5. ISSUED BY:

PANAMA CANAL AUTHORITY
Employer's Representative
Locks Project Management Division
Building 740, Corozal
Panama, Republic of Panama

6. NAME AND ADDRESS OF CONTRACTOR (INCLUDE PHYSICAL & POSTAL ADDRESS) Grupo Unidos por el Canal, S.A. Building 22B, Brujas Road Cocoli, Republic of Panama	7. CONTRACTOR'S TELEPHONE NUMBER: 507-316-9900
	8. CONTRACTOR'S FACSIMILE NUMBER:

9. VARIATION:



- ☒ The contract referred to in item No. 2 is hereby varied as set forth in item 10, entitled "DESCRIPTION OF VARIATION".
☒ YES. ☐ NO. The contractor shall send a copy, duly signed, of this Variation to the Employer's Representative/Contracting Officer.

	9 A. THIS VARIATION IS EXECUTED ON THE BASIS OF: (Specify the legal authority). THE VARIATION DESCRIBED IN ITEM 10 IS HEREBY INCORPORATED AND MADE A PART OF THE CONTRACT.
	9 B. THE CONTRACT REFERRED TO IN ITEM NO. 2, IS VARIED TO INCORPORATE ADMINISTRATIVE CHANGES (such as the paying office, account numbers, etc.).
X	9 C. THIS BILATERAL AGREEMENT IS SIGNED AND INCORPORATED INTO THE CONTRACT REFERRED TO IN ITEM NO. 2 OF THIS FORM, ON THE BASIS OF: (Specify the legal authority) Volume III, Conditions of Contract, Sub-Clause 1.16 [Entire Agreement],]
	9 D. OTHER. (Specify manner and the legal authority).
	9 E. ACCOUNT NUMBER (If required):

10. DESCRIPTION OF THE VARIATION (List in accordance with the order of the Contract. If additional space is required, use blank sheets).

See attached

Except for the variation(s) herein specified, all other terms and conditions of the Contract remain unchanged.

11. NAME AND TITLE OF THE PERSON AUTHORIZED TO SIGN (Type or print) Giuseppe Quarta Contractor's Representative	12. NAME AND TITLE OF THE EMPLOYER'S REPRESENTATIVE/CONTRACTING OFFICER (Type or print) Jorge de la Guardia, Employer's Representative
13. CONTRACTOR 	14. DATE: 28/1/16
(Authorized signature)	15. PANAMA CANAL AUTHORITY 
	16. DATE: 5/1/2016
	(Employer's Representative/Contracting Officer's signature)

This Variation No. 158 is issued to reflect the following changes:

1. **Volume II, Part 2, Section 26 05 53 [Identification for Electrical Systems].**
Paragraph 1.04.C.2 that currently reads:

2. **Electrical Cables:** The identification tag for electrical cables shall indicate both the source and the load connected to the cable. In addition, in the case of single phase conductor, the tag shall indicate the voltage and phase of the circuit. The identification number shall indicate if the cable is medium voltage, low voltage electrical distribution, direct current, control, fiber optic, telephone, data, CCTV, etc. In the case of control cables, the tag shall indicate the equipment that it controls.

shall be deleted and replaced as follows:

2. **Electrical Cables:** *"The identification tag for electrical cables shall indicate the source and the system voltage. In addition, in the case of single phase conductor, the tag shall indicate the voltage and phase of the circuit. The identification number shall indicate if the cable is medium voltage, low voltage electrical distribution, direct current, control, fiber optic, telephone, data, CCTV, etc. In the case of control cables, the tag shall indicate the equipment source. The identification number for each cable shall be unique and unequivocal."*

(RFV-300)

2. **Volume II, Part 2, Section 26 05 53 [Identification for Electrical Systems].**
Paragraph 1.04.C.2.b. that currently reads:

- b. **Electrical Cables Installed In Cable Trays:** Each electrical cable installed in cable trays shall be tagged at each exit of the cable tray and every 10 meters along its entire length. The tag shall be located where it is visible without having to move the cables.

shall be deleted and replaced with the following:

- "b. **Electrical Cables Installed In Cable Trays:** Each electrical cable installed in cable trays shall be tagged at each entry and exit of the cable tray and intersections along its entire length. The tag shall be located where it is visible without having to move the cables."*

(RFV-300)

2. **Appendix A-2 of Variation Agreement No. 108 [Check List for Functional Completion]:** Point 38 shall be deleted and replaced as follows:



January 5, 2016

Design and Construction of the Third Set of Locks

“


38.	Following Buildings shall be ready for their intended purpose: CB, BCB, MRB1 – 8, MR-WSB 1-6. CER 1-3, PBR2 (Atl and Pac), PBR3 (Atl), PBR4 (Pac), PBR5(Pac), PBR6 (Atl), PBR7 (Atl and Pac), GH, Generator Room, WWTP1-2. Personnel Building will have lockers, change rooms, showers and toilets ready.
-----	--

(RFV-292)

3. All of the Contractor's other existing and ongoing obligations pursuant to the Contract remain unaffected and nothing within this Variation Agreement No. 158 is intended to be a waiver or relaxation of the Contractor's obligations under the Contract, save only as expressly stated herein.
4. The Parties agree that, save as expressly stated in this Variation Agreement No. 158 the Contractor shall have no claims for additional time or any other relief or entitlement of any kind as a direct consequence of this Variation Agreement No. 158 or arising out of it or in any way in connection with it.
5. This Variation Agreement No. 158 shall be governed by the Laws of the Republic of Panama and is deemed to be incorporated into and form an integral part of the Contract.


In Witness whereof the Parties hereto have caused this Variation Agreement No. 158 to the Contract to be executed on the 5th day of January of the year 2016 by their duly authorized representatives.

For ACP



Jorge de la Guardia
Employer's Representative

For GUPCSA



Giuseppe Quarta
Contractor's Representative
